

SVAN 974

Vibration Level Meter & Analyser



The SVAN 974 is a vibration level meter and analyser designed to measure vibrations from machinery. The instrument uses the SV 80 accelerometer, which is an ideal choice for walk-around vibration measurements in challenging industrial environments with heavy machinery, such as pumps, motors or fans. The flexible accelerometer input also supports different types of vibration sensors including IEPE, charge and direct.





SVAN 974

Vibration Level Meter & FFT Analyser



Machine Vibration

ISO 20816
Vibration Analysis



RMS, PEAK, MAX

Acceleration, Velocity
and Displacement



FFT & RPM

Frequency Analysis
and Rotation Speed

The SVAN 974 Vibration Meter and Analyser is intended for general vibration measurements and machinery condition monitoring. It can be used by consultants, maintenance services, industrial R&D departments etc. Most of the required weighting filters, like VelMF, meeting ISO 20816 standard requirements, are available with this instrument.

The instrument allows parallel acceleration, velocity and displacement measurements. Three vibration profiles in the SVAN 974 Vibration Meter allow parallel measurements with independently defined filters and RMS detector time constants. Each profile provides a significant number of results (like RMS, Peak or Max).

The FFT analysis allows selection of the frequency band providing accurate analysis of the vibrational source of interest (e.g. 1600 lines in the frequency band up to 1.25 kHz). With a dedicated tachometer the SVAN 974 can monitor RPM together with vibration assessment (simple order tracking).

Key Functions



Machine vibration measurements

The SVAN 974 is a vibration level meter and analyser designed to measure vibrations from machinery.



ISO 20816 specification

Most of the required weighting filters, like VelMF, meeting ISO 20816 standard requirements, are available with this instrument.



Real-time frequency analysis

The instrument can perform real-time 1/1 or 1/3 octave or FFT analysis. 1/1 or 1/3 octave can be activated at any time by ordering the activation code, the FFT is already installed.



Rotation speed measurements

With a dedicated tachometer the SVAN 974 can monitor RPM together with vibration assessment (simple order tracking).



Time signal recording

Time signal recording means recording the raw signal with a defined frequency sampling. The time signal is recorded in a WAV format. The option can be activated at any time by ordering the activation code.



Time history logging

The powerful digital signal processor allows incredibly fast time history logging to a microSD card. The measurement data can easily be downloaded to a PC using the SvanPC++ software package over a USB connection.



Robust hardware with 36-month warranty

Robust aluminium housing protects the hardware against electromagnetic interference. Each SVAN 974 is supplied with its factory calibration certificate and a 36-month warranty card.

PC software



SvanPC++ is a PC software supporting functions such as measurement data downloading from instruments to PC, measurement setups creation, basic RMS recalculation, measurement results in text, table and graphical presentation forms, export data to a spreadsheet or text editor applications.

SvanPC++ offers the Wave Analyser that is designed for analysis of wave files from Svantek's noise or vibration instruments. The module provides calculation of overall results such as RMS, Leq, Lmax, Lmin, Lpeak as well as 1/3 octave and FFT calculations. The module has been designed to make calculations from a selected number of wave files enabling for example a tonality analysis from 24 wave files in a single operation.

Optional accessories



SV 110
Hand-held Vibration Calibrator



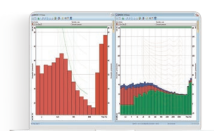
SV 81
Mono-axial Accelerometer



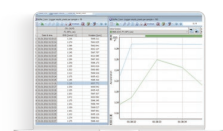
SV 111
Vibration Calibrator



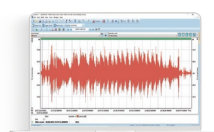
SV RPM_PROB
Laser Tachometer



SF 974_3
1/1 & 1/3 octave analysis option



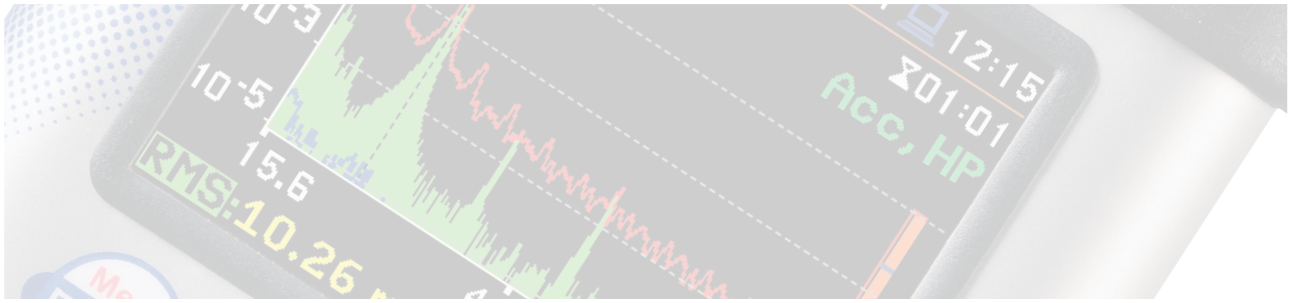
SF 974_8
Rotation measurement option
without Laser Tachometer



SF 974_15
Time domain signal recording



SvanPC++ EM
Post-processing software



Technical Specifications

| Vibration Level Meter | | |
|----------------------------------|---|--|
| Standards | ISO 20816-1 | |
| Meter Mode Results | RMS, Peak, Peak-Peak, Max Simultaneous measurement in three profiles with independent set of filters and detectors | |
| Weighting | Filters HP1, HP3, HP10, Vel1, Vel3, Vel10, VelMF, Dil1, Dil3, Dil10, HP, Wh | |
| RMS Detector | Digital True RMS detector with Peak detection, resolution 0.1 dB | |
| Time Constants | From 100 ms to 10 s | |
| Accelerometer | SV 80 IEPE type, sensitivity 100 mV/g | |
| Measurement Range | 0.01 m/s ² RMS ÷ 500 m/s ² Peak (with SV 80 and HP1 filter, accelerometer dependent) | |
| Frequency Range | 0.5 Hz ÷ 14 kHz (with SV 80 and HP1 filter, accelerometer dependent) | |
| Vibration Analyser | | |
| Data Logger | Time-history logging including spectra with 2 adjustable logger steps down to 2 ms | |
| FFT | 400 or 800 or 1600 lines in selectable band from 78 Hz to 20 kHz with HP weighting filter, selectable averaging: linear or exponential, and selectable window | |
| 1/1 Octave (optional) | Real-time analysis, 15 filters with centre frequencies from 1 Hz to 16 kHz meeting Class 1: IEC 61260 | |
| 1/3 Octave (optional) | Real-time analysis, 45 filters with centre frequencies from 0.8 Hz to 20 kHz meeting Class 1: IEC 61260 | |
| RPM Measurements (optional) | 1 ÷ 99999 rotation speed measurement parallel to the vibration measurement | |
| Time-Domain Recording (optional) | Time-domain signal recording to WAV format | |
| General Information | | |
| Input | IEPE, Charge amplifier or Direct with TNC connector | |
| IEPE Current | Selectable: 1.5 mA, 3.0 mA, 4.5 mA | |
| Dynamic Range | More than 100 dB in single range | |
| Internal Noise Level | Less than 10 µV RMS (IEPE input & HP1 filter) | |
| Frequency Range | 0.5 Hz ÷ 22.6 kHz, sampling rate 48 kHz | |
| Display | Colour OLED 2.4", 320 x 240 pixels | |
| Memory | MicroSD 32 GB included (slot supports 4 GB ÷ 128 GB cards) | |
| Interfaces | USB 1.1, Extended I/O - AC output 1 V RMS Sine (1.41 V Peak) or Digital Input/Output (Trigger - Pulse) | |
| Power Supply | Four AA batteries (alkaline) Four AA rechargeable batteries (not included) USB interface | operation time > 12 h (6.0 V / 1.6 Ah) ¹ operation time > 16 h (4.8 V / 2.6 Ah) ¹ 500 mA HUB |
| Environmental Conditions | Temperature Humidity | from -10 °C to 50 °C (14 °F to 122 °F) Up to 90 % RH, non-condensed |
| Dimensions | 140 x 83 x 33 mm (without accelerometer and cable) | |
| Weight | Approx. 390 grams including batteries (without accelerometer and cable) | |

¹ depending on configuration and environmental conditions

The policy of our company is to continually innovate and develop our products.

Therefore, we reserve the right to change the specifications without prior notice.